

Superiority Control of Concrete

Syed Rafi Ahmed¹, Shahnawaz², Md Belal Bin Heyat^{*3}, Faijan Akhtar⁴ and Tauheed⁵

1,2. Department of Civil Engineering, Integral University, Lucknow (U.P.), India

3. Scholar, Integral University, Lucknow (U.P.), India.

4. PG Scholar, Jamia Hamdard, New Delhi, India

5. BBD University, Lucknow (U.P.), India

Publication Info

Article history :

Received : 31st Aug. 2016

Accepted : 31st Oct., 2016

DOI : 10.18090/samriddhi.v8i2.7140

Keywords :

Formwork for concrete, Objective of form building, Causes of formwork failure, Preparation of Superiority control

*Corresponding author :

Md Belal Bin Heyat

e-mail : belalheyat@gmail.com

Abstract

Superiority means excellence. It is thus a philosophy rather than a mere attribute. The difference between two substances is arbitrated by their potentials. We set certain ethics, which determine the level of acceptability. As the 78-90% of the problems, occur due to the poor workmanship and due to the human errors. Superiority control of concrete is to limit the variability of concrete as much practicable.

1. INTRODUCTION

Aim of superiority control of concrete is to limit the variability of concrete as much practicable. Algebraic Superiority control technique provides a technical method to the concrete expensive to appreciate the realistic inconsistency of the factual so as to lay depressed design requirement with proper lenience to cater unavoidable variations. The receipt standards are based on algebraic estimation of test consequence of sample taken at random during execution. By following a proper execution plan it is possible to ensure certain Superiority at a specified risk. This method delivers a technical basis of reception which is not only truthful but restrictive as required by the design requirements for the concrete construction.

2. PREPARATION OF SUPERIORITY CONCRETE

Superiority control means lucid use of assets. Superiority control procedures implement appropriate mixing, proper compaction, correct settlement and passable curative. Superiority control averts temptation of over design. Superiority control ensures strict checking of every phase of concrete manufacture and refinement of accountabilities. Superiority control reduces maintenance costs.

3. FORMWORK FOR CONCRETE

❖ In 1908, the usage of wood against steel formwork was discussed at the ACI agreement. In addition, the compensations of modular piece forming with its individual connecting hardware & decent for wide reuse were understood.

- ❖ By 1910, steel methods for flagging were being shaped commercially and charity in the ground.
- ❖ Formwork is a standard provisional structure in the intellect that:
 - It is founded quickly.
 - Highly encumbered for a few times during the real placement.
 - A few days undid for future use.
- ❖ Also definitive in their provisional nature are the influences, braces, tie waterfronts, and alteration devices, which methods need.

4. OBJECTIVES OF FORM BUILDING

- ❖ Basic objects in form structure are three crinkle:
 - Superiority - In terms of forte, rigidity, location, and dimensions of the procedures.
 - Safety - Composed the workers and the concrete construction.
 - Economy - Least cost reliable with Superiority and security requirements
- ❖ Collaboration and coordination among engineer /designer and the worker are necessary to attain these goals.

5. REASONS OF FORMWORK FAILURE

The main reasons of formwork disappointment are:

- ❖ Improper undressing and shore removal
- ❖ Poor bracing
- ❖ Tremor
- ❖ Unstable soil below mudsills, shoring not vertical
- ❖ Insufficient control of tangible placement
- ❖ Absence of care to formwork particulars.

6. PREPARATION OF SUPERIORITY CONCRETE

Superiority control funds rational habit of resources. Superiority control measures implement fitting mixing, proper compaction, precise placement

and passable curing. Superiority control stops temptation of ended design. Superiority control guarantees strict nursing of every stage of real production and alteration of faults. Superiority control decreases maintenance charges.

6.1 Concrete Mix Design

Concrete duty is suitable in two stages, explicitly in the plastic period and the toughened period. If the illness of the plastic tangible is not, suitable it cannot be suitably compacted and its mechanical value is abridged. Thus, if nearby are five percent of air holes due to unfinished compaction, the asset will be abridged by 30% & 10% of air abysses will source a loss of metier of about 60%. The suitable compaction can be gotten only if the concrete is reasonably and suitably feasible. The stuff of workability, consequently become of vigorous importance from physical point of opinion.

6.2 Workability Of Concrete

A Concrete is whispered to be feasible, if it can be effortlessly mixed, placed, compressed and finishes at the superficial. A feasible concrete would not show several bleeding. Separation occurs when bristly combined try to dispersed out from the fixative and get collected at one horizontal. These outcomes in large cavities, minus strength and minus durability.

6.3 Examinations for Workability

Slump Examination – I.S. 1199 Para 5 contracts with this examination. The slump examination device is very humble and inexpensive and the examination can be directed during the development of work in the field. I.S. 456 Para 7.1 recommends the standards of workability.

6.4 Toughness

The toughness of concrete is contingent on passable cement satisfied and low aquatic cement proportion. Adhesive and water is wanted to bind

collected the aggregates definitely. The suitable mixture of the masses is key to excellence concrete. The correct grading of the totals makes the concrete thick. This also oversees the amount of water compulsory for workability.

7. TESTING OF CONCRETE

7.1 Slump Test

Three diverse kinds of possible crashes exist true slump, shear slump, and collapse slump. Unadventurously, when shear or collapse occurs, the test is careful invalid. However, owing to fresh growth of self-compact concrete, the period of collapse slump has to be secondhand with care.

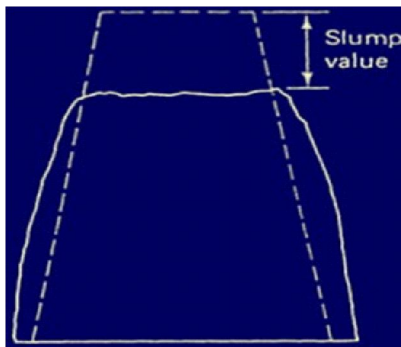


Fig. 1A: True Slump

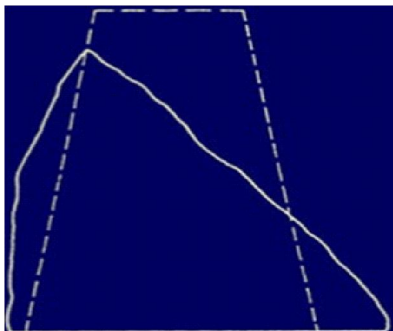


Fig.1B: Shear Slump

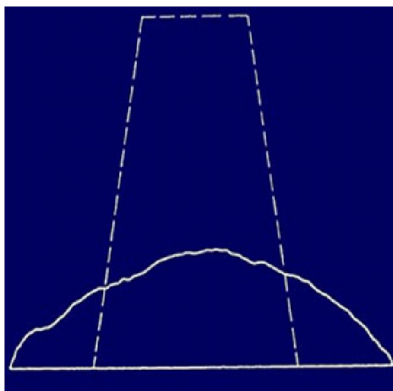


Fig.1C: Collapse Slump

8. COMPRESSIVE STRENGTH

The compressive strength of concrete is given in terms of the specific compressive strong point of 150 mm size chops tested at 28 days. The specific strong point is defined as the power of the concrete under which not extra, than 5% of the test marks are expected to collapse. This concept adopts a normal dispersal of the strengths of the sections of tangible.

9. ULTRASONIC PULSE VELOCITY

9.1 Objective

To evaluate the Superiority of actual by ultrasonic rhythm velocity method as per IS: 13311 (Part 1) - 1992.

9.2 Principle

The scheme consists of evaluating the time of tourism of an ultrasonic rhythm passing through the tangible being tested. Rather higher velocity is acquired when concrete superiority is good in terms of concentration, uniformity, consistency etc.

9.3 Interpretation Of Results

The eminence of concrete in positions of uniformity, incidence or lack of internal flaws, claps and segregation, etc., analytic of the level of workmanship active, can thus be assessed spending the guidelines certain below, which have been developed for characterizing the eminence of concrete in constructions in terms of the ultrasonic pound velocity.

Table-1: Pulse Velocity VS Concrete Superiority

Pulse Velocity (Km/second)	Concrete Superiority (Grading)
Above 4.5	Excellent
3.5 to 4.5	Good
3.0 to 3.5	Medium
Below 3.0	Doubtful

10. COMPRESSION TEST

10.1 Aim

To regulate the compressive strength of physical specimens as per IS: 516 - 1959.

10.2 Stage At Test

Tests should be done at accepted ages of the check specimens, commonly being 7 and 28 days. The ages should be calculated from the phase of the count of water to the parching of ingredients.

10.3 Number of Specimens

At least three examples, preferably from changed batches, should be reserved for testing at every selected stage.

10.3.1 Correction factor for height-diameter ratio of a core

The invention of this adjustment factor and the restrained compressive strength is famous as the revised compressive power, this being the comparable strength of a container having a height / diameter ratio of two. The correspondent cube strength of the actual should be firm by multiplying the adjusted cylinder forte by 1.25.

11. BUILDING CODE REQUIREMENTS FOR REINFORCED CONCRETE

11.1 This sector includes the following parameters:

- involvement and retaining
- formwork
- embedded pipes, construction joints
- slab systems
- walls
- footings
- precast concrete
- prestressed concrete
- strength evaluation of existing structures
- seismic design provisions

11.2 Drawings & Specifications

- For worth control, ACI involves that the trader afford results from 30 28-day compressive breaks for the assortment design
- The average gift and usual deviation must meet norms ACI R5-3.
- *Demarcation*: Standard deviation is the classic distance from the unpleasant of all sections.

12. CONCLUSION

Reasons for deprived Superiority can be abridged as illiteracy, poor constituents, poor enterprise, poor listing, poor workmanship, inadequate quantity of glue, improper concrete mix, spare water, inadequate compaction, inferior forms, laughable curing, poor edifice practices, poor management and above all absence of technical information.

REFERENCES

- [1] A text book of Concrete Technology And Practise, writer: M.S.SHETTY
- [2] A text book of Superiority management in concrete Construction, writer: ALOK SARKAR.
- [3] Md Belal Bin Heyat, Faijan Akhtar, Shaguftah, Naseem Ahmad, "An Overview of Renewable Energy", International Journal of Technical Research & Science, Volume 1, Issue 6, September 2016. pp 119-121.
- [4] www.civilengineering.com
- [5] www.whereisdoc.com
- [6] A text book of Concrete Superiority Assurance, writer: Prof. MARCIA C. BELCHER